



ZONING SYSTEM

Comfort Zone™ II Two Zones



CUSTOMIZED CONTROL OF YOUR INDOOR WEATHER

Two zones add up to comfort and savings.

performance

The Carrier two zone system lets you divide your home according to its natural comfort zones and your schedule. Every home has its hot and cold spots. And, every family has a different schedule. Carrier's Comfort Zone™ II Two-Zone allows you to create a customized comfort schedule that improves the performance of your indoor weather system.

efficiency

The two main reasons to choose Carrier's two zone system are improved comfort and energy savings. By customizing the system to neutralize your home's "problem areas," you are making your house a more comfortable place in which to live. And, by setting a comfort schedule according to the areas you use the most, you can save money with increased energy efficiency.

features

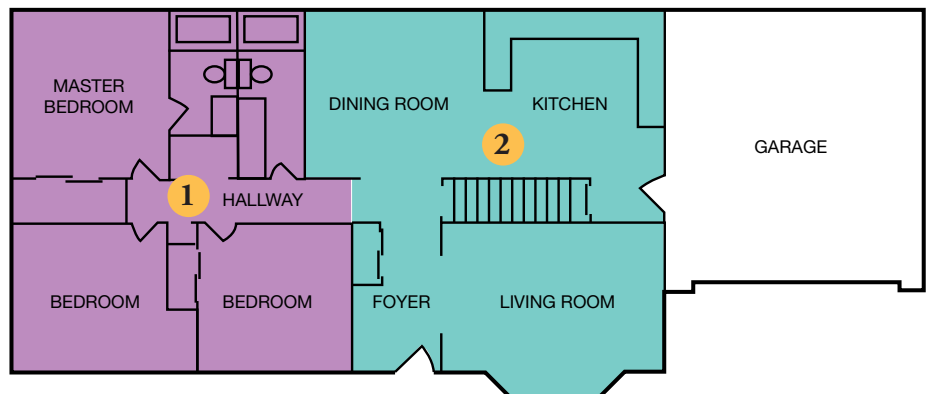
Carrier has built its reputation for excellence by delivering technological innovations in indoor weather. Not only do we deliver new technology, we deliver results with features like Smart Recovery™ and humidity control. Smart Recovery starts your system ahead of schedule to make sure each zone reaches its set temperature right on time. With humidity control, you can dehumidify your home during the summer months or add moisture to the air in the winter.

Ask your indoor weather expert how these features can enhance your indoor weather system.

custom comfort

Two zones are better than one... for temperature control and energy savings. Your Carrier indoor weather expert will work with you to effectively zone your home for optimum comfort and economy. Here's one example of how to divide a single-story home into two zones.

- 1 Zone 1** With a single-story home, it is common to separate the living areas from the sleeping areas. In this example, we've taken the bedrooms, bathrooms, and hallway for the first zone.
- 2 Zone 2** Much like in the multi-story homes, we've taken the kitchen and dining areas and put them into a zone. In this case, we also include the living room and foyer.



WARRANTY

Carrier zoning systems are backed by a one-year limited warranty. See your Carrier indoor weather expert for details about this warranty as well as our optional extended warranties.



Visit our web site at www.carrier.com.

© 1997 Carrier Corporation

Manufacturer reserves the right to discontinue, or change at any time, specifications or designs without notice or without incurring obligations.

Before purchasing this appliance, please read the important energy cost and efficiency information available from your dealer.



As an ENERGY STAR Partner™, Carrier Corporation has determined that this product meets the ENERGY STAR guidelines for energy efficiency.



809-577



ZONING SYSTEM

Comfort Zone™ II Up to Four Zones



CUSTOMIZED INDOOR WEATHER FOR ENHANCED COMFORT AND ECONOMY

Forecasting great indoor weather with zoning.

versatility

Carrier's four zone system allows you to match the comfort demands of your home to the demands of your family's daily schedule. No two homes are alike and no two families are alike. Unfortunately, most standard heating and cooling systems aren't versatile enough to perfectly match today's lifestyles. That's where zoning fits in. Comfort Zone™ II zoning allows you to take charge of your indoor weather system to create a more energy-efficient and comfortable home.

efficiency

Zoning allows you to set different temperatures in different areas to make better use of the comfort you're paying for. Without zoning, you're sending conditioned air to every room in your home, regardless of whether that room is in use or not. With zoning, your system can concentrate on the areas in use, providing greater comfort while cutting back on unused areas for greater efficiency and savings.

innovation

Carrier has made a tradition of delivering technological innovations that enhance your indoor weather. We're not talking about technology for the sake of technology. We're talking about practical features like Smart Recovery™ and humidity control that really make a difference.

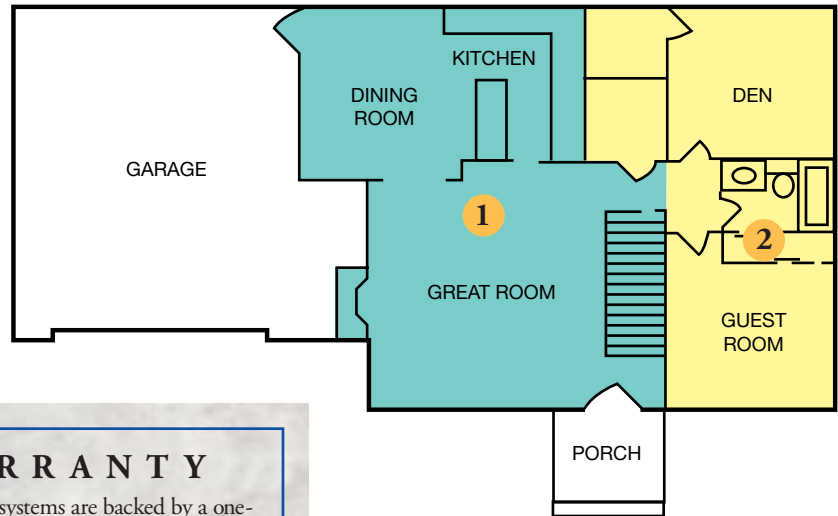
Smart Recovery starts your system ahead of schedule to make sure each zone reaches its set temperature right on time. With humidity control, you can dehumidify your home during the summer months or add moisture to the air in the winter. Ask your indoor weather expert how these features can enhance your indoor weather system.

custom comfort

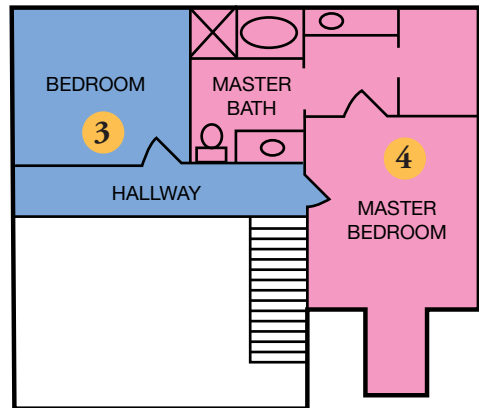
Divide your home into as many as four zones for improved economy and comfort. Your Carrier indoor weather expert will work with you to effectively zone your home for optimum comfort and economy. Here's one example of how to divide a two-story home into four zones.

- 1 **Zone 1** On the main floor, you can combine the kitchen, dining room and great room to form one zone. These are the areas which will be consistently used the most.
- 2 **Zone 2** In this example, the den and guest rooms probably are not used as much as the remainder of the floor. These two rooms, along with the bathroom, make a sensible zone.
- 3 **Zone 3** On the second floor, the master bedroom, master bath and walk-in closet create one zone.
- 4 **Zone 4** Any space not included in the master bedroom suite becomes the fourth zone. This might include a child's bedroom, the hallway and a second bathroom.

Downstairs




Upstairs



WARRANTY

Carrier zoning systems are backed by a one-year limited warranty. See your Carrier indoor weather expert for details about this warranty as well as our optional extended warranties.





Visit our web site at www.carrier.com.

© 1998 Carrier Corporation

809-579

Manufacturer reserves the right to discontinue, or change at any time, specifications or designs without notice or without incurring obligations.

Before purchasing this appliance, please read the important energy cost and efficiency information available from your dealer.



As an ENERGY STAR Partner™, Carrier Corporation has determined that this product meets the ENERGY STAR guidelines for energy efficiency.





ZONING SYSTEM

Comfort Zone™ II Up to Eight Zones



CUSTOMIZED INDOOR WEATHER FOR SUPERIOR COMFORT AND ECONOMY

Forecasting great indoor weather with zoning.

weather control

A Carrier zoning system allows you to customize your indoor weather according to the demands of your home and your lifestyle. Even similar homes can have differing comfort needs. Your work schedule, the size of your family and many other variables make your requirements unique. That's where zoning fits in. Zoning allows you to take control of your indoor weather and maximize the performance of your comfort system.

economy

Enjoy comfort and energy savings with Carrier zoning. By delivering conditioned air only to areas that are in use, a zoning system eliminates the needless waste of keeping unused areas comfortable. In fact, the system can actually pay for itself with the money you'll save on your utility bills. Your Carrier indoor weather expert can help estimate the savings you can expect.

technology

From the earliest part of this century, Carrier has delivered the very best in technological innovation. But it's more than just innovation. It's advanced ideas like Smart Recovery™ and humidity control that really work in homes like yours. Smart Recovery starts your system ahead of schedule to make sure each zone reaches its set temperature right on time. With humidity control, you can dehumidify your home during the summer months or add moisture to the air in the winter. Ask your indoor weather expert how humidity control can work with your system.

customize

The ability to create up to eight zones gives you maximum flexibility in customizing your comfort system. Your Carrier indoor weather expert will work with you to decide how to best zone your home for optimum comfort and economy. Here's one example of how to divide a two-story home into six zones.

1 Zone 1 The kitchen, breakfast nook, family room and utility room make a sensible combination for zoning control.

2 Zone 2 A second zone on the main floor might include all the living areas — in this example, zone two is a large great room, dining room and foyer.

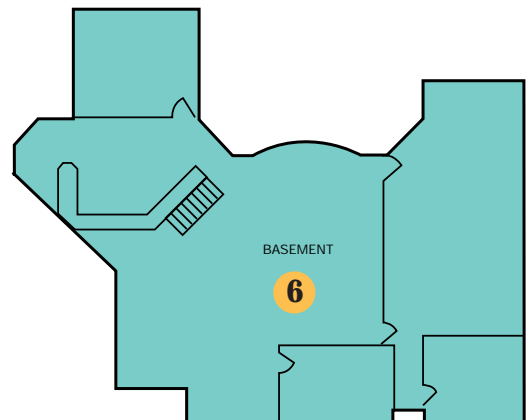
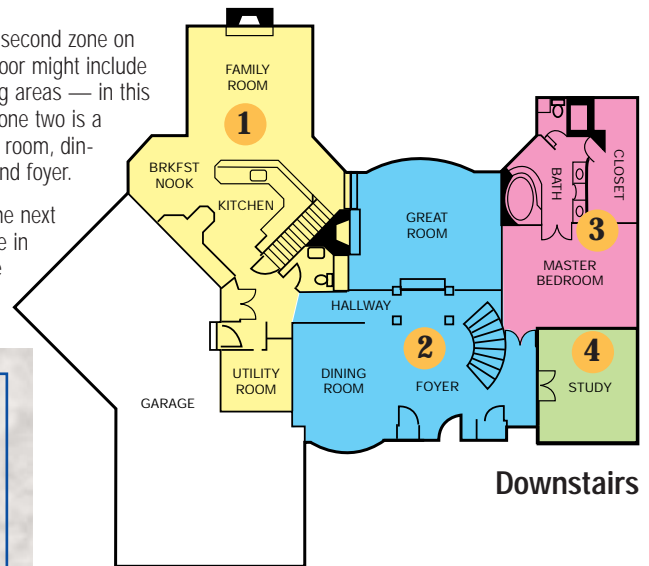
3 Zone 3 The next logical zone in our sample

home is the master bedroom, master bath and walk-in closet.

4 Zone 4 A little-used guest bedroom, a home office or a play room could make up a fourth zone on the main floor.

5 Zone 5 In this example, zone five becomes the entire upstairs — the kids' bedrooms, the bathroom and the hallway.

6 Zone 6 The basement becomes the sixth zone.



Visit our web site at www.carrier.com.

© 1998 Carrier Corporation

809-580

Manufacturer reserves the right to discontinue, or change at any time, specifications or designs without notice or without incurring obligations.

Before purchasing this appliance, please read the important energy cost and efficiency information available from your dealer.



As an ENERGY STAR Partner™, Carrier Corporation has determined that this product meets the ENERGY STAR guidelines for energy efficiency.

